


# Product data sheet

## 179 N XL-8-VW/243

EAN-No. 4000896220250



243-pieces · 8 Drawers total



### Application:

Efficient, mobile organisation of tools

- **VW / AUDI** set
- Supplementary tool assortments, see also:
  - Supplementary tool assortment for **AUDI** 0-2500-163/86
- 7 flat drawers and 1 high drawer
- Colour RAL 7012 (basalt grey)
- Complete with 243-piece tool assortment in Safety-Insert-System soft foam insert

### Work areas

- Much larger storage and work areas in stainless steel
- Fully sealed work surface protects inside of trolley from leaking liquids
- Interfaces integrated in the work area for accessories such as laptop holders and top modules
- Stainless steel work surface
- Extra protection through high-quality plastic end caps

### Body / Pull-handle

- Extremely robust design thanks to dual-wall structure
- Complete welded construction of the entire body for tough daily workshop use
- Optimised, yielding edge protection on all four corners with real impact protection thanks to internal damping concept
- Ergonomically optimised pull handle for better manoeuvrability
- Brushed stainless steel handle

### Locking concept

- Ergonomically arranged side lock position for better operability protects keys and lock against damage
- Highly secure closing system with central locking technology for optimum protection of your property
- 2-stage locking
  - Central locking, lockable with cylinder lock and 2 folding keys
  - Mutual drawer locking for minimum tilting risk

### Drawer concept

- Self-closing and reciprocal locking of the drawers prevents unwanted opening
- 100% sliding-out with ball-bearing telescopic slides
- Drawer design for optimum use of the interior
- Drawer fronts for optimised handling

# Product data sheet

## 179 N XL-8-VW/243

EAN-No. 4000896220250



- Dirt-resistant drawer coating for easy cleaning

### High performance chassis


- Large wheels with high loading capacity, precision ball bearing and dual rounded rim in the pivot bearing, easy manoeuvrability, even with high dynamic load
- 2 swivel castors with dual brake:
  - Braked castors prevent rolling away
  - Braked swivel bearings prevent the swivel castors from turning, e.g. on inclined surfaces
- Protective ring prevents dirt and threads from getting in
- Elastic castors enable smooth movement
- Total loading capacity (dynamic): 750 kg
- Loading capacity (static): 1000 kg
- Loading capacity of high drawer: 40 kg
- Colour: RAL 7012 Basalt grey
- Tool trolley Made in Germany
- Dimensions: 959 mm x 518 mm x 1020 mm
- Net weight: 110.2 kg
- Drawers, flat: 7 x 81 x 696 x 398 mm
- Drawers, high: 1 x 166 x 696 x 398 mm
- (Drawer) size for plastic drawer insert: 4/3+
- Worktop: Stainless steel
- Number of fixed castors: 2 (∅ 125 mm)
- Number of swivel castors: 2 (∅ 125 mm)
- Number of tools: 243

Order Number

179 N XL-8-VW/243



179NXL-8-VW



163-367/31

⊕, ○, ○, ○ • 12<sup>1</sup>/<sub>2</sub>

606 • ⊕

8 • 10 • 12 • 13 • 17 • 19

986 • ○ • 12<sup>1</sup>/<sub>2</sub>

5 • 6 • 7 • 8 • 10 • 12 • 14 • 17 • 19


986KK • ○ • 12<sup>1</sup>/<sub>2</sub>

6 • 7 • 8 • 10

990 • ○ • 12<sup>1</sup>/<sub>2</sub>  
M5 • M6 • M8 • M10 • M12 •  
M14 • M16 • M18

990LG • ○ • 12<sup>1</sup>/<sub>2</sub>  
M8 • M14

990SLG • ○ • 12<sup>1</sup>/<sub>2</sub>  
M10 • M12



163-369/104

⊕, ⊕, ○, ⊕, ⊕, ⊕, ⊕, ⊕ • 6.3<sup>1</sup>/<sub>4</sub>,  
12<sup>1</sup>/<sub>2</sub>, 20<sup>3</sup>/<sub>4</sub>

850 • ⊕ • 6.3<sup>1</sup>/<sub>4</sub>  
4 • 5 • 5.5 • 6 • 7 • 8 • 9 •  
10 • 11 • 12 • 13 • 14

850E • ⊕ • 6.3<sup>1</sup>/<sub>4</sub>  
E4 • E5 • E6 • E7 • E8

8501 • ○ • 6.3<sup>1</sup>/<sub>4</sub>  
3 • 4 • 5 • 6

8502 • ⊕ • 6.3<sup>1</sup>/<sub>4</sub>  
T10 • T15 • T20 • T25 • T27

8503 • ⊕ • 6.3<sup>1</sup>/<sub>4</sub>  
1 x 5.5

8506 • ⊕ • 6.3<sup>1</sup>/<sub>4</sub>  
PH1 • PH2



858-1 • ⊕ • 10<sup>3</sup>/<sub>16</sub> • 6.3<sup>1</sup>/<sub>4</sub>



863HP • 6.3<sup>1</sup>/<sub>4</sub>



811-UK • 6.3<sup>1</sup>/<sub>4</sub>



867-2 • 6.3<sup>1</sup>/<sub>4</sub> • 6.3<sup>1</sup>/<sub>4</sub>



867-4 • 6.3<sup>1</sup>/<sub>4</sub> • 6.3<sup>1</sup>/<sub>4</sub>



868 • 6.3<sup>1</sup>/<sub>4</sub> • 6.3<sup>1</sup>/<sub>4</sub>



869 • 6.3<sup>1</sup>/<sub>4</sub> • 6.3<sup>1</sup>/<sub>4</sub>

8858-1 • 12<sup>1</sup>/<sub>2</sub> • 10<sup>3</sup>/<sub>16</sub>

8858-2 • 6.3<sup>1</sup>/<sub>4</sub> • 10<sup>3</sup>/<sub>16</sub>

900 • ⊕ • 12<sup>1</sup>/<sub>2</sub>

10 • 11 • 12 • 13 • 14 • 15 •  
16 • 17 • 18 • 19 • 20 • 21 •  
22 • 24 • 27 • 30 • 32

# Product data sheet

## 179 N XL-8-VW/243

EAN-No. 4000896220250



900E • • 1/2  
E10 • E12 • E14 • E16 •  
E18 • E20

1802-22

900SZ • • 1/2  
32 • 36

1841A-22

900Z • • 1/2  
8 • 9 • 10 • 12 • 13 • 14 •  
15 • 16 • 17 • 18 • 19 • 21 •  
22 • 24 • 27 • 30 • 32

1846A-2



903SLG • • 1/2  
17 • 19

1846B-2



915 • 1/2

1846C-2




916HP • 1/2

1846D-2

919 • 1/2 • 1/2  
919-1 • 919-5 • 919-10

1850-22



**163-371/7**  
, , 1/2, 3/4

920 • 1/2 • 1/2

600N •   
27 • 30 • 32

958-1 • 3/4 • 1/2  
958-2 • 3/8 • 1/2

650-20

992 • • 1/2  
T25 • T27 • T30 • T40 •  
T45 • T50 • T55 • T60

918-23 • 1/2 • 1/2

1058-2 • 1/2 • 3/4

1014

2223N • • 1/4  
T6 • T7 • T8 • T9



1015-1 • 3/4

2250-1 • 1/4 • 3/4



**163-372/25** •



**163-370/9**

612N •   
10 x 11



666-5

757-10

730  
730-3 • 730-6



760-2

746-1

748B  
748B-3 • 748B-4 • 748B-5 •  
748B-6 • 748B-8



811KPH •   
PH2

824 •   
0.5 x 23



811S •   
0.8 x 4.5 • 1 x 5.5 • 1.2 x 9



1952-40



1976-2



811SPH •   
PH1 • PH2

2140-40



2105LG/9H •

2147MS




2152N/3



2116LG/8H •



2154N-5



**163-374/27**  
, ,



2157-1



4968-2

600N •   
6 • 7 • 8 • 9 • 10 • 11 • 12 •  
13 • 14 • 15 • 16 • 17 • 18 •  
19 • 21 • 22 • 24



**163-373/39N**  
, ,

630 •   
6 x 7 • 8 x 9 • 10 x 11 •  
12 x 13 • 14 x 15 • 16 x 17 •  
18 x 19 • 21 x 22 • 24 x 27 •  
30 x 32

802 •   
0.6 x 3.5 • 1.2 x 8 •  
1.6 x 10 • 2 x 12

802-PH •   
PH3



811T •   
T6 • T7 • T8 • T9 • T10 •  
T15 • T20 • T25 • T27 • T30



811K •   
1 x 5.5