


# Product data sheet

## 179 N XXL-8/378

EAN-No. 4000896232390



378-pieces · 8 Drawers total



### Application:

Efficient, mobile organisation of tools

- Tool trolley
- 7 flat and 1 high drawers
- Complete with 378-piece tool assortment in Safety-Insert-System soft foam insert

### Work areas

- Much larger storage and work areas in stainless steel
- Fully sealed work surface protects inside of trolley from leaking liquids
- Interfaces integrated in the work area for accessories such as laptop holders and top modules
- Stainless steel work surface
- Extra protection through high-quality plastic end caps

### Body / Pull-handle

- Extremely robust design thanks to dual-wall structure
- Complete welded construction of the entire body for tough daily workshop use
- Optimised, yielding edge protection on all four corners with real impact protection thanks to internal damping concept
- Ergonomically optimised pull handle for better manoeuvrability
- Brushed stainless steel handle

### Locking concept

- Ergonomically arranged side lock position for better operability protects keys and lock against damage
- Highly secure closing system with central locking technology for optimum protection of your property
- 2-stage locking
  - Central locking, lockable with cylinder lock and 2 folding keys
  - Mutual drawer locking for minimum tilting risk

### Drawer concept

- Self-closing and reciprocal locking of the drawers prevents unwanted opening
- 100% sliding-out with ball-bearing telescopic slides
- Drawer design for optimum use of the interior
- Drawer fronts for optimised handling
- Dirt-resistant drawer coating for easy cleaning

### High performance chassis

- Large wheels with high loading capacity, precision ball bearing and dual rounded rim in the pivot bearing, easy manoeuvrability, even with high dynamic load

# Product data sheet

## 179 N XXL-8/378

EAN-No. 4000896232390



- 2 swivel castors with dual brake:
  - Braked castors prevent rolling away
  - Braked swivel bearings prevent the swivel castors from turning, e.g. on inclined surfaces
- Protective ring prevents dirt and threads from getting in
- Elastic castors enable smooth movement
- Total loading capacity (dynamic): 750 kg
- Loading capacity (static): 1000 kg
- Loading capacity of high drawer: 40 kg
- Colour: HAZET blue
- Tool trolley Made in Germany
- Dimensions: 1133 mm x 518 mm x 1020 mm
- Net weight: 125.8 kg
- Drawers, flat: 7 x 81 x 870 x 398 mm
- Drawers, high: 1 x 166 x 870 x 398 mm
- (Drawer) size for plastic drawer insert: 5/3+
- Worktop: Stainless steel
- Number of fixed castors: 2 (∅ 125 mm)
- Number of swivel castors: 2 (∅ 125 mm)
- Number of tools: 378

### Order Number

179 N XXL-8/378




179NXXL-8



163-259/14 • •

880TZ • •   
 9 • 10 • 11 • 12 • 13 • 14 •  
 15 • 16 • 17 • 18 • 19 • 20 •  
 21 • 22




163-380/4N •

811LGT •   
 T15 • T20 • T25 • T30



163-382/3 •

428 •   
 8 • 10 • 13



163-478/40  
 •

450N •   
 6 x 7 • 8 x 9 • 10 x 11 •  
 12 x 13 • 14 x 15 • 16 x 18 •  
 17 x 19 • 21 x 22 • 22 x 24 •  
 24 x 27 • 30 x 32 • 34 x 36

600N •   
 8 • 9 • 10 • 11 • 12 • 13 •  
 14 • 15 • 16 • 17 • 18 • 19 •  
 21 • 22 • 24 • 27 • 30 • 32 •  
 34

630 •   
 6 x 7 • 8 x 9 • 10 x 11 •  
 12 x 13 • 14 x 15 • 16 x 17 •  
 18 x 19 • 21 x 22 • 24 x 27



163-479/26

730  
 730-3 • 730-7



740-3

746-2

748B  
 748B-2 • 748B-3 • 748B-4 •  
 748B-5 • 748B-6 • 748B-8



751HS/5



760-2

824 •   
 0.5 x 23

1802-33



1841A-280

1841A-33



1841B-280



1841B-33

1850-33



1953N-40

2140-50

2142-2

# Product data sheet

## 179 N XXL-8/378

EAN-No. 4000896232390



### 163-481/194N

• 6.3 1/4 • 12.5 1/2 • 6.3 1/4



811-UK • 6.3 1/4



811BML • 6.3 1/4

850 • • 6.3 1/4

3 • 4 • 5 • 6 • 7 • 8 • 9 • 10 • 11 • 12 • 13 • 14

850E • • 6.3 1/4

E4 • E5 • E6 • E8 • E10

850LG • • 6.3 1/4

4 • 5 • 6 • 7 • 8 • 9 • 10 • 11 • 12 • 13

8501 • • 6.3 1/4

3 • 4 • 5 • 6 • 8

8502 • • 6.3 1/4

T15 • T20 • T25 • T27 • T30 • T40

8503 • • 6.3 1/4

0.6 x 3.5 • 1 x 5.5 • 1.2 x 8

8506 • • 6.3 1/4

PH1 • PH2

8507 • • 6.3 1/4

PZ1 • PZ2



858-1 • 10 3/8 • 6.3 1/4



863HP • 6.3 1/4



865 • 6.3 1/4



867-2 • 6.3 1/4 • 6.3 1/4



868 • 6.3 1/4 • 6.3 1/4



869 • 6.3 1/4 • 6.3 1/4

880 • • 10 3/8

10 • 11 • 12 • 13 • 14 • 15 • 16 • 17 • 18 • 19 • 21 • 22

880LG • • 10 3/8

12 • 13 • 14 • 15 • 16 • 17 • 18 • 19

8801K • • 10 3/8

5 • 6 • 8 • 10



8816HP • 10 3/8



8820 • 10 3/8 • 10 3/8

8821 • 10 3/8 • 10 3/8

8821-3 • 8821-6 • 8821-10

900 • • 12.5 1/2

10 • 11 • 12 • 13 • 14 • 15 • 16 • 17 • 18 • 19 • 20 • 21 • 22 • 23 • 24 • 26 • 27 • 28 • 30 • 32



915 • 12.5 1/2



916HP • 12.5 1/2

917-5 • 12.5 1/2 • 12.5 1/2

918-10 • 12.5 1/2 • 12.5 1/2



920 • 12.5 1/2 • 12.5 1/2

986 • • 12.5 1/2

4 • 5 • 6 • 7 • 8 • 9 • 10 • 12 • 17 • 19 • 22

990 • • 12.5 1/2

M5 • M6 • M8 • M10 • M12 • M14 • M16 • M18

991 • • 12.5 1/2

M6 • M7 • M8 • M9 • M10 • M12 • M14

992 • • 12.5 1/2

T20 • T25 • T27 • T30 • T40 • T45 • T50 • T55 • T60

2204N • • 6.3 1/4

2 • 2.5 • 3 • 4 • 5 • 6

2208N • • 6.3 1/4

0.5 x 4 • 0.6 x 4.5 • 0.8 x 5.5 • 1 x 6

2215N • • 6.3 1/4

PH1 • PH2 • PH3

2216N • • 6.3 1/4

PZ1 • PZ2 • PZ3

2223N • • 6.3 1/4

T6 • T7 • T8 • T9 • T10 • T15 • T20 • T25 • T27 • T30 • T40

2223N • • 6.3 1/4

T10H • T15H • T20H • T25H • T27H • T30H



2239N-6 • 6.3 1/4 • 6.3 1/4

2250-1 • 6.3 1/4 • 6.3 1/4



163-515/16 •

606 •

8 • 9 • 10 • 11 • 12 • 13 • 14 • 15 • 16 • 17 • 18 • 19



606/4SPC



163-527/56N



811 •   
0.4 x 2.5 • 0.5 x 3 • 0.8 x 4 • 1 x 5.5 • 1.2 x 6.5



811PH •   
PH0 • PH1 • PH2



811T •   
T10 • T15 • T20 • T25 • T27 • T30



811EL •   
0.2 x 1.5 • 0.4 x 2 • 0.4 x 2.5 • 0.5 x 3



811ELPH •   
PH0 • PH00 • PH1



811ELT •   
T5 • T6 • T7 • T8 • T9 • T10 • T15



811K •   
0.6 x 3.5 • 1 x 5.5



811KPH •   
PH1 • PH2



811S •   
0.8 x 4.5 • 1 x 5.5 • 1.2 x 7



811SPH •   
PH1 • PH2 • PH3

# Product data sheet

**179 N XXL-8/378** EAN-No. 4000896**232390**



839 • ●  
0.5 x 2.8



2105LG/9H • ○



2116LG/8H • ⊙



163-172X50



2128N-1