

Product data sheet

179 N W-7/230

EAN-No. 4000896219605



230-pieces · 7 Drawers total



- More storage space than preceding model
- 6 flat drawers, loading capacity 25 kg, 81 mm high
1 high heavy-duty drawer, loading capacity 40 kg, 166 mm high
- Complete with 230-piece tool assortment in Safety-Insert-System soft foam insert
- 30 mm wood multiplex birch work surface, oiled, replaceable
- Including nine-fold adjustable intermediary tray and fixed mounted door
- Cable aperture on rear panel allows, for example battery-powered devices to be charged when the door is locked
- Complete welded construction of the entire body for tough daily workshop use
- Additional square perforation for tool holder, e.g. HAZET 112-230
- Optimised, yielding edge protection on all four corners with real impact protection thanks to internal damping concept
- Flexible vice assembly (front, right, left) e.g. HAZET 2175N as per drilling templates
- **Chassis:**
 - Large wheels with high loading capacity (∅ 125 mm) with precision ball-bearing and dual ball race in the swivel bearing, easy manoeuvrability even under high dynamic load
 - 2 swivel castors with dual brake:
 - Braked castors prevent rolling away
 - Braked swivel bearings prevent the swivel castors from turning, e.g. on inclined surfaces
 - Protective ring prevents dirt and threads from getting in
 - Elastic castors enable smooth movement
- **Locking concept:**
 - Mutual drawer locking for minimum tilting risk
 - Lock located in the centre (central locking and cylinder lock) closes the door and drawers at the same time
 - Only one key for locking the door and drawers at the same time (Included in delivery: 2 keys)
 - 180° rotation, prevents the key from breaking off
 - 100 % sliding-out with ball-bearing telescopic rails – self-closing
 - Lockable storage compartment with 2 storage surfaces
- 2 storage spaces in the storage compartment, top: 15 kg / bottom: 35 kg
- Total loading capacity (dynamic): 750 kg
- Loading capacity (static): 1000 kg
- Worktop: Wood multiplex birch, replaceable
- Colour: HAZET blue
- Tool trolley Made in Germany
- Dimensions: 1150 mm x 600 mm x 964 mm
- Net weight: 120 kg
- Drawers, flat: 6 x 81 x 522 x 398 mm
- Drawers, high: 1 x 166 x 522 x 398 mm
- (Drawer) size for plastic drawer insert: 3/3+
- Worktop: Wood multiplex birch, replaceable




















































































Product data sheet

179 N W-7/230

EAN-No. 4000896219605



- Number of fixed castors: 2 (∅ 125 mm)
- Number of swivel castors: 2 (∅ 125 mm)
- Number of tools: 230

Order Number	179 N W-7/230		
 179NW-7	 2154N-5	 8820 • 10 3/8 • 10 3/8	2215N •  •  PH1 • PH2 • PH3
 163-372/25 • 	 2157-1	8821 • 10 3/8 • 10 3/8 8821-3 • 8821-6 • 8821-10	2216N •  •  PZ1 • PZ2 • PZ3
612N •  10 x 11	 4968-2	8858-2 • 6.3 1/4 • 10 3/8	2223N •  •  T6 • T7 • T8 • T9 • T10 • T15 • T20 • T25 • T27 • T30 • T40
666-5	 163-513/122N  •  •  •  •  •  •  •  •  1/4,  3/8,  1/2,  3/4	900 •  •  1/2 10 • 11 • 12 • 13 • 14 • 15 • 16 • 17 • 18 • 19 • 20 • 21 • 22 • 23 • 24 • 26 • 27 • 28 • 30 • 32	2223N •  •  T10H • T15H • T20H • T25H • T27H • T30H
730 730-3 • 730-6	 811BML • 	900E •  •  1/2 E10 • E12 • E14 • E16 • E18 • E20	 2239N-6 •  • 
746-1	850 •  •  1/4 5.5 • 6 • 7 • 8 • 9 • 10 • 11 • 12 • 13	 915 •  1/2	2250-1 •  • 
748B 748B-3 • 748B-4 • 748B-5 • 748B-6 • 748B-8	850E •  •  1/4 E5 • E6 • E7 • E8 • E10	 916HP •  1/2	 163-525/40  • 
824 •  0.5 x 23	 863HP •  1/4	917-5 •  1/2 •  1/2	450N •  6 x 7 • 8 x 9 • 10 x 11 • 12 x 13 • 14 x 15 • 16 x 17 • 18 x 19 • 21 x 22 • 24 x 27 • 30 x 32 • 34 x 36
1952-40	 867-2 •  1/4 •  1/4	 918-10 •  1/2 •  1/2	
1976-2	 868 •  1/4 •  1/4	 920 •  1/2 •  1/2	
2140-40	 869 •  1/4 •  1/4	 958-2 • 10 3/8 •  1/2	600N •  6 • 7 • 8 • 9 • 10 • 11 • 12 • 13 • 14 • 15 • 16 • 17 • 18 • 19 • 21 • 22 • 24 • 27 • 32
2147MS	880 •  •  3/8 10 • 11 • 12 • 13 • 14 • 15 • 16 • 17 • 18 • 19 • 21 • 22	1058-2 •  1/2 •  3/4	630 •  6 x 7 • 8 x 9 • 10 x 11 • 12 x 13 • 14 x 15 • 16 x 17 • 18 x 19 • 20 x 22 • 21 x 23 • 24 x 27
2152N/3	 8816HP • 10 3/8	2204N •  •  2 • 2.5 • 3 • 4 • 5 • 6	
		2208N •  •  0.5 x 4 • 0.6 x 4.5 • 0.8 x 5.5 • 1 x 6	

Product data sheet

179 N W-7/230

EAN-No. 4000896219605



163-526/41N

• • • •



811 • •

0.4 x 2.5 • 0.5 x 3 • 0.8 x 4 •

1 x 5.5 • 1.2 x 6.5



811PH • •

PH0 • PH1 • PH2



811T • •

T10 • T15 • T20 • T25 •

T27 • T30



811K • •

0.6 x 3.5 • 1 x 5.5



811KPH • •

PH1 • PH2



811S • •

0.8 x 4.5 • 1 x 5.5 • 1.2 x 7



811SPH • •

PH1 • PH2 • PH3



2105LG/9H • •



2116LG/8H • •